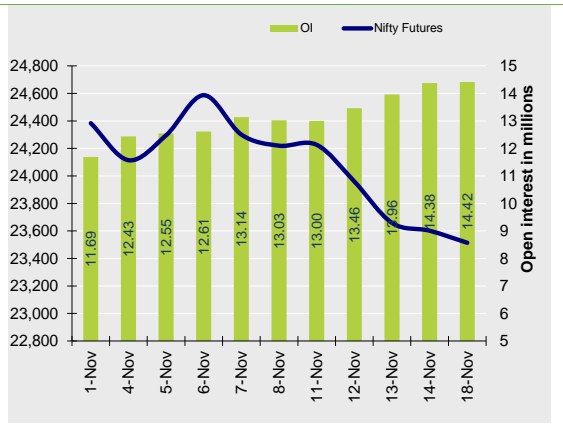


Nifty Snapshot

	Close	Prv Cl.	Ab chg	% chg
Spot	23,453.80	23,532.70	-78.90	-0.34
Futures	23,513.95	23,601.70	-87.75	-0.37
OI(ml shr)	14.42	14.38	0.04	0.28
Vol (lots)	280809	257403	23406	9.09
COC	60.15	69.00	-8.85	-12.8
PCR-OI	0.85	0.88	-0.03	-3.3

Nifty Futures Price v/s OI



Institutional Activity in previous trading session

(in Rs cr.)	Buy	Sell	Net
Index Futures	2488.88	2136.55	352.33
Index Options	1591910.63	1610723.46	-18812.83
Stock Futures	21890.39	20724.59	1165.80
Stock Options	64157.64	63534.86	622.78
FII Cash	14,256.29	15,659.69	-1,403.40
DII Cash	11,521.42	9,190.86	2,330.56

Net FII Activity (in Rs cr.)

Date	Idx Fut	Stk Fut	Idx Opt	Cash
18-Nov	352.3	1165.8	-18812.8	-1403
14-Nov	-405.4	-734.7	-13434.4	-1850
13-Nov	-1885.9	2454.9	37331.5	-2503
12-Nov	-734.2	-3534.6	16931.3	-3024
11-Nov	335.5	-2425.8	-15268.3	-2307
8-Nov	-314.4	-1146.4	10421.6	-3404

Technical Pivot (Intraday):

	S2	S1	PIVOT	R1	R2
NIFTY	23260	23390	23515	23645	23770
BANKNIFTY	49935	50185	50370	50620	50805

(Price is in Rs; OI is in million units; Price chg and OI chg are in percentage) **NB RESEARCH**

Fresh Longs seen in:

Scrip	Price	Price chg	OI	OI Chg
NATIONALUM	239.7	8.9	73.7	7.1
FINNIFTY	23283.8	0.1	0.1	7.1
PEL	1050.7	0.8	11.3	6.2

Fresh Shorts seen in:

Scrip	Price	Price chg	OI	OI Chg
IGL	326.1	-19.9	21.7	61.2
DEEPAKNTR	2548.2	-2.8	2.8	14.8
MGL	1130.4	-14.1	2.3	7.9

Short Covering seen in:

Scrip	Price	Price chg	OI	OI Chg
HINDALCO	652.7	4.0	49.0	-5.1
NMDC	223.2	1.9	83.6	-4.9
UPL	536.2	1.4	32.3	-4.0

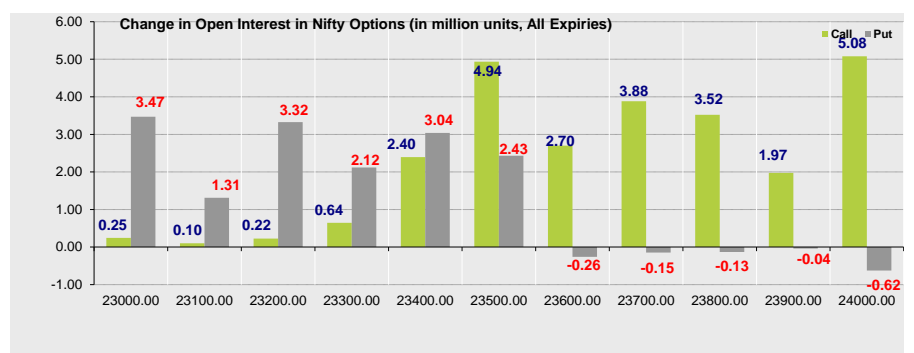
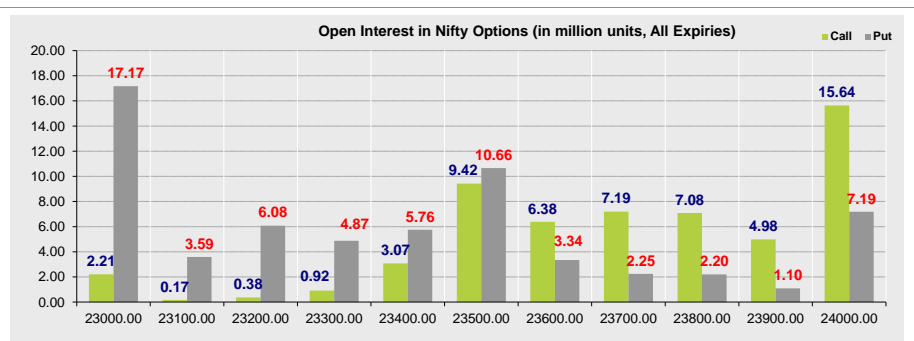
Long Unwinding seen in:

Scrip	Price	Price chg	OI	OI Chg
ALKEM	5504.2	-0.5	1.5	-6.5
ZYDUSLIFE	946.0	-1.2	13.1	-3.0
TCS	4018.9	-3.1	13.4	-2.6

Summary

- Indian markets closed on a negative note where selling was mainly seen in IT, Pharmaceuticals, Oil & Gas Sectors. Nifty Nov Futures closed at 23513.95 (down 87.75 points) at a premium of 60.15 pts to spot.
- FII were net sellers in Cash to the tune of 1403.40 Cr and were net sellers in index futures to the tune of 352.33 Cr.
- India VIX increased by 2.65% to close at 15.17 touching an intraday high of 16.58.

Open Interest in Nifty Options:



- The above second chart shows previous trading day's change in Nifty options where Addition in OI were seen in 23200, 23300, 23400, 23500 strike Puts and at 23800, 23700, 23600, 23500 strike Calls indicating market is likely to remain range bound in the near term.
- Highest OI build-up is seen at 24000 strike Calls and 23000 strike Puts, to the tune of 15.64mn and 17.17mn respectively.

Outlook on Nifty:

Index is likely to open on a positive note today and is likely to remain range bound during the day.

NIFTY50 Options OI (CE OI = Resistance) (PE OI = Support)			
Symbol	Highest CE OI	Highest PE OI	CMP
ADANIAPORTS	1400	1200	1280
ADANIENT	3000	3000	2827
ASIANPAINT	2600	2400	2479
AXISBANK	1200	1120	1129
BAJAJ-AUTO	11000	9500	9539
BAJAJFINSV	1760	1620	1618
BAJFINANCE	7000	6500	6574
BHARTIARTL	1620	1600	1539
BPCL	320	300	290
BRITANNIA	5500	5000	4911
CIPLA	1600	1400	1469
COALINDIA	430	484.25	414
DIVISLAB	6000	5000	5764
DRREDDY	1300	1200	1197
EICHERMOT	5000	4500	4880
GRASIM	2700	2500	2525
HCLTECH	1820	1800	1836
HDFCBANK	1800	1700	1705
HDFCLIFE	730	660	691
HEROMOTOCO	5000	4000	4727
HINDALCO	700	650	653
HINDUNILVR	2600	2400	2422
ICICIBANK	1300	1250	1255
ITC	500	470	467
INDUSINDBK	1100	1000	1007

NIFTY50 Options OI (CE OI = Resistance) (PE OI = Support)			
Symbol	Highest CE OI	Highest PE OI	CMP
INFY	1800	1800	1814
IOC	150	130	134
JSWSTEEL	1000	900	951
KOTAKBANK	1800	1700	1722
LT	3700	3600	3541
LTIM	6000	5700	5839
M&M	3000	2800	2853
MARUTI	12000	11000	11123
NESTLEIND	2400	2400	2214
NTPC	400	360	367
ONGC	275	250	251
POWERGRID	330	300	312
RELIANCE	1350	1500	1264
SBILIFE	1640	1600	1563
SBIN	850	800	815
SUNPHARMA	1900	1760	1752
TATACONSUM	1100	900	933
TATAMOTORS	900	700	774
TATASTEEL	155	140	142
TCS	4200	4000	4019
TECHM	1700	1600	1664
TITAN	3300	3000	3175
ULTRACEMCO	11500	11000	10658
UPL	550	500	536
WIPRO	600	540	553

OI against MWPL				
Symbol	MWPL	Open Interest	Limit for next day	% OI
AARTIIND	41610105	40649000	Ban	98%
GNFC	17249403	16823300	Ban	98%
NATIONALUM	178967755	169140000	879367	95%
SAIL	289139949	258436000	16246951	89%
BANDHANBNK	193371053	168932400	14770100	87%
GRANULES	29633038	25689000	Ban	87%
IGL	77000080	66138875	7011201	86%
CHAMBLFERT	31728204	27061700	3080093	85%
HINDCOPPER	65482129	55522800	Ban	85%
MANAPPURAM	109616743	92886000	11249905	85%
ABFRL	94669741	77669800	Ban	82%
CANBK	672420574	533985750	104813795	79%
ABCAPITAL	162060517	128142000	25815491	79%
NMDC	229794455	181422000	36882732	79%
EXIDEIND	91809066	70848000	16370612	77%
RBLBANK	121536448	92240000	23219625	76%
LTF	168032565	123954360	35676576	74%
BANKBARODA	372635498	272738700	81265023	73%
MGL	13335005	9654000	3014254	72%
PEL	24029984	17307750	5520734	72%
PNB	687763516	491968000	161407340	72%
INDUSINDBK	120164716	83130500	31025980	69%
BHEL	256482590	177240000	66418460	69%
GMRINFRA	716538553	494341875	186369750	69%
LICHSGFIN	60244101	41427000	15804895	69%
BSOFT	32673011	22460000	8579360	69%
SBICARD	59726572	40394400	16345843	68%
BIOCON	93926056	62837500	26392253	67%
PVRINOX	14239644	9310939	4216722	65%
ADANIANT	57246033	37108500	17275231	65%
DIXON	8031387	5111200	2518617	64%
UPL	101298781	63797500	32436341	63%
HAL	37934515	23882400	12155389	63%

OI against MWPL				
Symbol	MWPL	Open Interest	Limit for next day	% OI
CONCOR	55081874	33163000	19164780	60%
DLF	128335464	76970025	44948665	60%
BATAINDIA	12812405	7674000	4497784	60%
IRCTC	60165566	35918750	21238537	60%
IEX	177847885	104032500	64922990	58%
IDEA	8405889130	4629440000	3356154673	55%
TATACHEM	31601465	17080800	12940591	54%
ACC	16266067	8698200	6754563	53%
VEDL	339831292	179379300	143460427	53%
INDUSTOWER	247893065	127284100	108214311	51%
INDIAMART	6088031	3110100	2673529	51%
METROPOLIS	5180584	2634800	2286754	51%
SUNTV	19704232	9957000	8762020	51%
TATAPOWER	339616396	169889400	152746176	50%
CUB	148134380	73405000	67322661	50%
ASHOKLEY	282419403	139880000	128418432	50%

Derivative Recommendations:

Stock Name	Call (Buy/Sell)	Entry price	Targets	Stop Loss	Duration	Status
MCX FUT	Sell	5888.4	5670	6000	1-2 Days	Open

FROM THE EQUITY DERIVATIVE DESK:

NIRAV HARISH CHHEDA
AVP - DERIVATIVES AND TECHNICAL RESEARCH
E-Mail: nirav.chheda@nirmalbang.com
Tel no: 6273-8199/8000

AMIT BHUPTANI
SNR.DERIVATIVES AND TECHNICAL RESEARCH ANALYST
E-Mail: amit.bhuptani@nirmalbang.com
Tel no: 6273-8242/8000

DISCLOSURES

Research Reports that are published by Nirmal Bang Securities Private Limited (hereinafter referred to as "NBSPL") are for private circulation only. NBSPL is a registered Research Analyst under SEBI (Research Analyst) Regulations, 2014 having Registration no. INH000001766. NBSPL is also a registered Stock Broker with National Stock Exchange of India Limited, BSE Limited, Metropolitan Stock Exchange of India Limited, Multi Commodity Exchange of India Limited, National Commodity and Derivative Exchange Limited and Indian Commodity Exchange Limited in cash and Equity and Commodities derivatives segments.

NBSPL has other business divisions with independent research teams separated by Chinese walls, and therefore may, at times, have different or contrary views on stocks and markets.

NBSPL or its associates have not been debarred / suspended by SEBI or any other regulatory authority for accessing / dealing in securities Market. NBSPL, its associates or analyst or his relatives do not hold any financial interest (Except Investment) in the subject company. NBSPL or its associates or Analyst do not have any conflict or material conflict of interest at the time of publication of the research report with the subject company. NBSPL or its associates or Analyst or his relatives may or may not hold beneficial ownership of 1% or more in the subject company at the end of the month immediately preceding the date of publication of this research report.

NBSPL or its associates / analyst has not received any compensation / managed or co-managed public offering of securities of the company covered by Analyst during the past twelve months. NBSPL or its associates have not received any compensation or other benefits from the company covered by Analyst or third party in connection with the research report. Analyst has not served as an officer, director or employee of Subject Company. NBSPL / analyst has not been engaged in market making activity of the subject company.

Analyst Certification: The research analysts and authors of these reports, hereby certify that the views expressed in this research report accurately reflects my/our personal views about the subject securities, issuers, products, sectors or industries. It is also certified that no part of the compensation of the analyst(s) was, is, or will be directly or indirectly related to the inclusion of specific recommendations or views in this research. The analyst(s) principally responsible for the preparation of this research report and has taken reasonable care to achieve and maintain independence and objectivity in making any recommendations.

DISCLAIMER

This report is for the personal information of the authorized recipient and does not construe to be any investment, legal or taxation advice to you. NBSPL is not soliciting any action based upon it. Nothing in this research shall be construed as a solicitation to buy or sell any security or product, or to engage in or refrain from engaging in any such transaction. In preparing this research, we did not take into account the investment objectives, financial situation and particular needs of the reader.

This research has been prepared for the general use of the clients of NBSPL and must not be copied, either in whole or in part, or distributed or redistributed to any other person in any form. If you are not the intended recipient you must not use or disclose the information in this research in any way. Though disseminated to all the customers simultaneously, not all customers may receive this report at the same time. NBSPL will not treat recipients as customers by virtue of their receiving this report. This report is not directed or intended for distribution to or use by any person or entity resident in a state, country or any jurisdiction, where such distribution, publication, availability or use would be contrary to law, regulation or which would subject NBSPL & its group companies to registration or licensing requirements within such jurisdictions.

The report is based on the information obtained from sources believed to be reliable, but we do not make any representation or warranty that it is accurate, complete or up-to-date and it should not be relied upon as such. We accept no obligation to correct or update the information or opinions in it. NBSPL or any of its affiliates or employees shall not be in any way responsible for any loss or damage that may arise to any person from any inadvertent error in the information contained in this report. NBSPL or any of its affiliates or employees do not provide, at any time, any express or implied warranty of any kind, regarding any matter pertaining to this report, including without limitation the implied warranties of merchantability, fitness for a particular purpose, and non-infringement. The recipients of this report should rely on their own investigations.

This information is subject to change without any prior notice. NBSPL reserves its absolute discretion and right to make or refrain from making modifications and alterations to this statement from time to time. Nevertheless, NBSPL is committed to providing independent and transparent recommendations to its clients, and would be happy to provide information in response to specific client queries.

Before making an investment decision on the basis of this research, the reader needs to consider, with or without the assistance of an adviser, whether the advice is appropriate in light of their particular investment needs, objectives and financial circumstances. There are risks involved in securities trading. The price of securities can and does fluctuate, and an individual security may even become valueless. International investors are reminded of the additional risks inherent in international investments, such as currency fluctuations and international stock market or economic conditions, which may adversely affect the value of the investment. Opinions expressed are subject to change without any notice. Neither the company nor the director or the employees of NBSPL accept any liability whatsoever for any direct, indirect, consequential or other loss arising from any use of this research and/or further communication in relation to this research. Here it may be noted that neither NBSPL, nor its directors, employees, agents or representatives shall be liable for any damages whether direct or indirect, incidental, special or consequential including lost revenue or lost profit that may arise from or in connection with the use of the information contained in this report.

Copyright of this document vests exclusively with NBSPL. Our reports are also available on our website www.nirmalbang.com